

ARTEMISIA ASSOCIATION

The association for R&D actors in the field of ARTEMIS



ARTEMIS

Information and Networking Day
Budapest, 23rd January 2009

“Self-Sustaining Innovation Ecosystems for
European Leadership”

ARTEMISIA ASSOCIATION

The association for R&D actors in the field of ARTEMIS



ARTEMIS

Call for Proposals 2009
Introduction to the process

Alun Foster, ARTEMISIA Association



2009 Call – key features

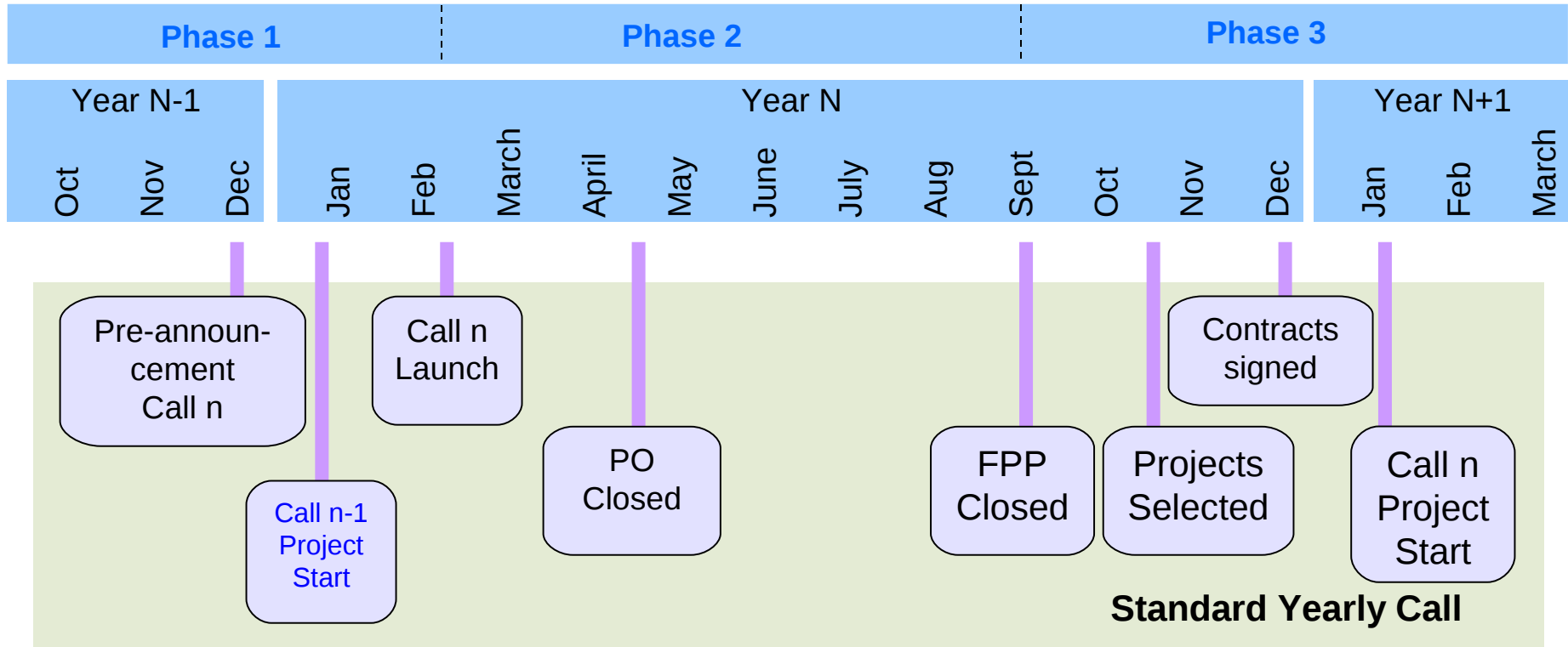
- ARTEMIS Call 2009 is the first “full” Call.
 - Two-step process
- As before, supported by the web-based ARTEMIS Proposal Service (APS)
 - Tried and tested toolbox
 - User-friendly (according to feedback)
 - Important: APS is for **SUBMITTING PROPOSALS**
 - do not use it as an “on-line brokerage” for your project!



ARTEMIS Call, Evaluation and Contract Process



Macro Planning Standard Yearly Call



■ Call 2009:

- **February 26th: Call opens**
- **April 15th: Deadline for Project Outline**
- **September 3rd: Deadline for Full Project Proposals**



ARTEMIS Call 2009 Calendar

- January 14-15th: Brokerage event, Brussels.
 - **Meet your partners and make projects!**
- January 23rd: Information and Networking day, Budapest.
- January 27th: Information and Networking day, London.
- February 26th: Information and Networking day, Copenhagen

- **February 26th: Call opens**

- **April 15th: Deadline for Project Outline**
 - 17h00:00.00 Brussels time

- **September 3rd: Deadline for Full Project Proposals**
 - 17h00:00.00 Brussels time

- Projects can typically start December 2009 or January 2010

- **The calendar of events is updated frequently. Check it on www.artemis-association.eu.**



Phase 1 – Creating consortia

Brokerage event – that's why we're here

- Discuss project ideas, gather interested possible partners, form core of new projects

Post-event brokerage possibilities:

- Information and Networking events:
 - **Budapest** - January 23rd (after the ICT event)
 - **London** - January 27th
 - **Stockholm** – January 28th
 - **Copenhagen** - February 26th (with local ARTEMIS platform)
 - More details of the 2009 Call
 - **Present WITH YOUR PERMISSION project ideas from the Brussels Brokerage event**
 - Local networking around other project ideas
- **ARTEMISIA Partner/Project Search Tool**
 - Register yourself, be visible!
 - On-line brokerage function
 - Ideal-IST partner search service also available



Phase 2 – The ARTEMIS Proposal Service (APS)

- What?
 - Web-based toolkit for submitting **all** relevant project information

- Why?
 - Uniform system, simplifies process for all parties
 - Secure system (privacy)
 - Centralised data for later management and follow-up

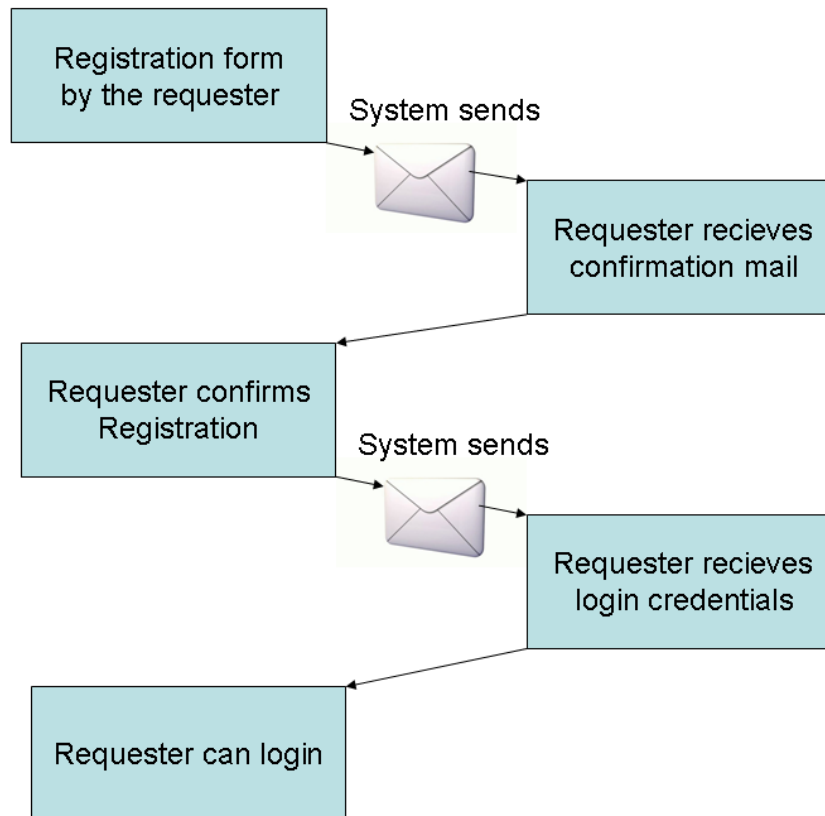
- How?
 - See next slides

- Setting up a project
 - Register as a partner
 - Provides basic company details
 - Create a project
 - The partner who creates a project on the system becomes by default the PROJECT COORDINATOR
 - Project data required (name, basic budget, ...)

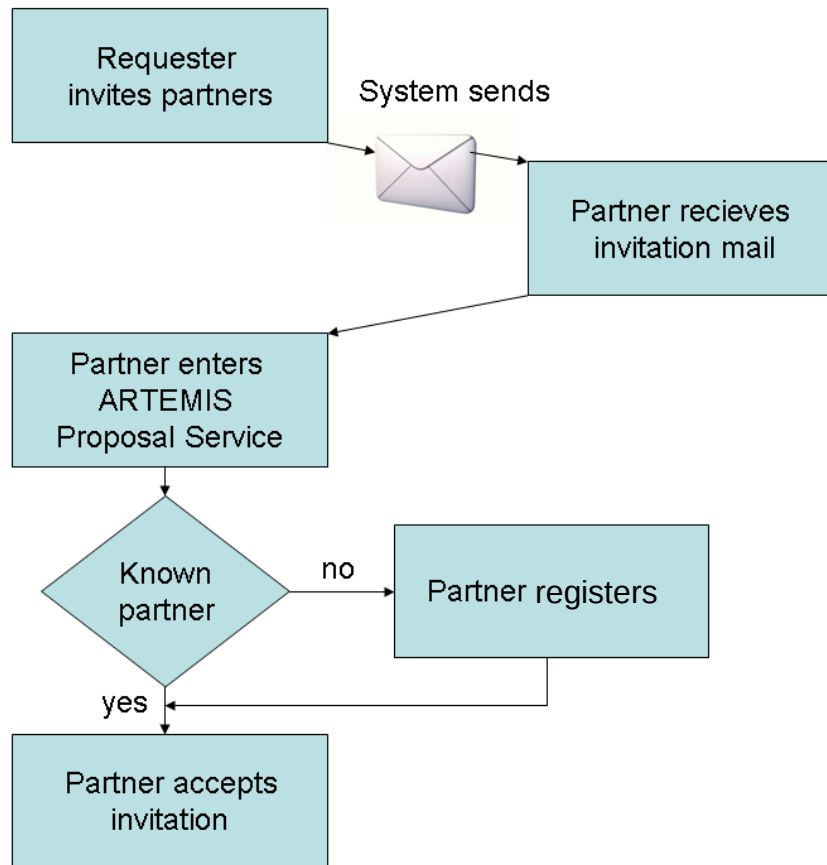
- Registration of partners
 - Project Coordinator must invite partners (e-mail sent by the system)
 - Partners can then accept the invitation
 - And register their details (if not already registered)

 - TIPS:
 - Make sure that all partners register and fill in their details EARLY
 - The APS is NOT a Partner Search Tool!

Registering as a Partner



Inviting a partner



Using the APS - II

- Uploading the Project Description (“Part B”)
 - Download the relevant template from the site
 - Complete this as much as possible, and upload it frequently
 - Only the Project Coordinator can upload
 - MUST be in PDF format and PRINTABLE
 - “PART C” forms may be required for some partners (country dependent)
 - Must be uploaded by the Project Coordinator too
 - NB Procedures for PO and FPP will be similar (details being finalised)
 - TIPS:
 - Upload the Part B frequently, even if not finished – **don’t wait until the last minute!**
 - “SUBMIT” the project frequently, too
 - » NB Can only submit when all partner and project details are completed
 - The last version that was “submitted” prior to the Closure will be used.
 - » This means you can do a DRY RUN to familiarise yourself with the system
 - Make sure that all partners and only those mentioned in the proposal are properly registered in time!
 - » “Part A” is generated automatically at Call Closure from the information provided

Phase 3 – the Contracts

- Once accepted, the project participants must fulfill some legal requirements (contracts)
 - An ARTEMISIA Project Consortium Agreement (APCA)
 - A national GRANT AGREEMENT signed together with the national funding authority
 - A JU GRANT AGREEMENT to allow the JU funding to be paid
 - Non-ARTEMISIA members should sign a “Declaration of Acceptance”
 - Unless an ARTEMISIA member agrees to pay their variable contribution

- TIPS:
 - **Get this started early on** (in Phase 1 if at all possible).
 - APCA read and agreed by company legal depts
 - Contact local Funding Authority EARLY to understand local requirements
 - Initiate DoA early to avoid delays.

- ARTEMIS aims to take as much pain out of proposing projects as possible
 - Simplifying the legal complexity

- Guide for Applicants
 - **Very Important and Useful Document!** Download it and read it as soon as you can!

- Help Desk
 - JU helpdesk and APS helpdesk
 - FAQ on-line
 - E-mail

ARTEMISIA ASSOCIATION

The association for R&D actors in the field of ARTEMIS



ARTEMIS

Thank you for your attention

Advanced Research & Technology for Embedded Intelligence and Systems